



IR SENSOR - SMS803CD

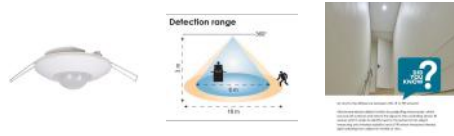
Infrared sensors - surface / recessed occupancy

Application

Recessed or surface mount infrared interior sensor

Design Specifications

- Switched power 2000W incandescent, 600W, Fluorescent, 300W LED
- Standby power <1W
- Detection distance Max. Ø 18 m at 3hm, detection angle 360°
- Duration Time / 10sec / 40min adjustable
- Dawn to dusk adjustable, mounting height Max. 3m
- **Manual override mode:** When the lamp(s) is switched on, turn the lamp(s) off/on twice within 3 seconds, the sensor will go to an 8 hour override mode, during which the lamp(s) will stay on. The sensor will then return to normal detection mode During override mode, turn the lamp(s) on/off twice within 3 seconds or turn off the lamp(s) for over 10 seconds, the sensor will return to normal detection mode.



Performance

- Dimmable - **NO**
- In Built Sensor - **YES**
- Sensor Type - **PIR**

Technical Specification

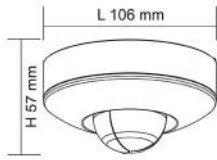
Product	Model No.	Input Voltage (V/AC)	Body Colour
	SMS803CD	240	WHITE


Due to continued product and technology enhancements, data sourced from sal.net.au shall not form part of any contract and or technical performance guarantee unless expressly confirmed in writing by SAL at the time of order. Products are sold in accordance with [SAL Terms and Conditions of sale](#) and all images shown are for illustration purposes only and may vary from the actual colour or finish. Unless specifically stated, all IP ratings nominated for Interior products are from "below the ceiling".

Dimensions

SMS803CD

SMS803CD – surface mounted



SMS803CD – recessed  Ø 92 mm





Selection of optional
key caps and cover plate
designs available

PIXIE AMBIENCE, CHANGE YOUR STYLE.

The innovative PIXIE AMBIENCE GPO has been designed with the end user and installer in mind, allowing you to change the style or the colour face plate as fashion demands.

In addition to the standard 240V, 2400watt capacity, the AMBIENCE double GPO includes an innovative PIXIE Multifunction control, which when paired with another PIXIE Master device, you can create a scene, set a schedule and more!

For more
information
please
scan me

