



BENNY SL2106TC - 10/24W

IP65 LED Oyster, wall or ceiling mount with selectable CCT and sensor options

Application

A perfect choice for apartments or commercial spaces

Design Specifications










- Selectable CCT 3000 / 4000 / 6000K
- Durable polycarbonate body profile with opal polycarbonate diffuser, colour white
- Rugged IK08 construction
- High efficiency LED optics, CRI > 80
- Integral sensor models and optional corridorSTANDBY functions available.
- Double insulated

Performance

- Dimmable - **NO**
- In Built Sensor - **OPTIONAL**
- Sensor Type - **MICROWAVE**



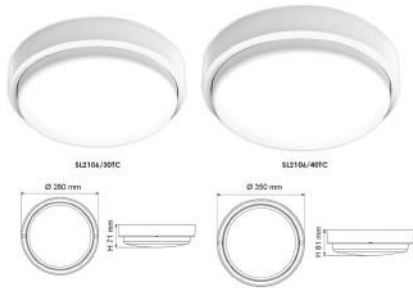
Technical Specification

Product	Model No.	Input Voltage (V/AC)	Power (W)	Lumens (lm)	CCT (K)	CRI
	SL2106/20TC	240	10	800	3000/4000/6000	80
	SL2106/30TC	240	20	1600	3000/4000/6000	80
	SL2106/30TC/S	240	20	1600	3000/4000/6000	80
	SL2106/40TC	240	24	2000	3000/4000/6000	80
	SL2106/40TC/C	240	24	2000	3000/4000/6000	80
	SL2106/30TC/S1	240	20	1600	3000/4000/6000	80
	SL2106/30TC/S2	240	20	1600	3000/4000/6000	80
	SL2106/40TC/C1	240	24	2000	3000/4000/6000	80
	SL2106/40TC/C2	240	24	2000	3000/4000/6000	80

Body Colour	Diameter (mm)	Dim (mm)	IPART
WHITE	220	65(H)	YES
WHITE	280	71(H)	YES
WHITE	280	71(H)	
WHITE	350	81(H)	YES
WHITE	350	81(H)	
WHITE	280	71(H)	
WHITE	280	71(H)	
WHITE	350	81(H)	
WHITE	350	81(H)	

Due to continued product and technology enhancements, data sourced from sal.net.au shall not form part of any contract and or technical performance guarantee unless expressly confirmed in writing by SAL at the time of order. Products are sold in accordance with [SAL Terms and Conditions of sale](#) and all images shown are for illustration purposes only and may vary from the actual colour or finish. Unless specifically stated, all IP ratings nominated for Interior products are from "below the ceiling".

Dimensions



Technical Specifications

Integrated microwave motion sensor settings are **PRE-SET** and adjustable only by a qualified installer.

Model No.	Detection Range	Daylight Threshold	Duration (min.)
SL2106/20TC/S	100%	Disabled	10
SL2106/20TC/S1	100%	50 Lux	10
SL2106/20TC/S2	30%	50 Lux	5



Integrated microwave motion sensor with **contourSTANDBY** function

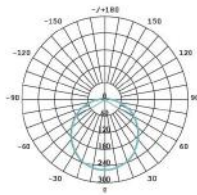
Model No.	Detection Range	Daylight Threshold	Duration (min.)	Standby Level	Standby Period
SL2106/40TC/C	100%	Disabled	12	20%	30 min.
SL2106/40TC/C1	100%	50 Lux	6	30%	30 min.
SL2106/40TC/C2	100%	50 Lux	6	20%	24 hrs.



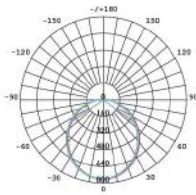
Photometric Data

Unit: cd C0/C180 — C90/C270

SL2106/20TC at 3000K



SL2106/40TC at 6000K



PIXIE AMBIENCE, CHANGE YOUR STYLE.



PIXIE AMBIENCE GPO SMART SOCKET
SPO23/BTAM



For more
information
please
scan me

